

TEL. 9575997, 9567298, 9554725

JANATA BANK LIMITED

For Previous Rate Sheet Click

PABX-575,

TREASURY DEPARTMENT

<https://goo.gl/URA0t4>

Mail: fxdeal@janatabank-bd.com

HEAD OFFICE, DHAKA

Exchange Rate Circular - 114

INDICATIVE

DATE: 21 Jun 2018

EFFECTIVE DATE: 21-23 June' 18

Thursday

A) CROSS RATES OF SYD, TOK, HKG & S.E ASIAN MARKETS AS ON 21/06/2018

	GBP/USD	EUR/USD	USD/JPY	USD/C.DLR	USD/S.FRA	AUD/USD
SELLING	1.3162	1.1562	110.5500	1.3316	0.9976	0.7411
BUYING	1.3157	1.1559	110.5800	1.3317	0.9982	0.7411

B) JANATA BANK LTD'S CASH

CURRENCY & T.C TO PUBLIC TK PER UNIT OF FOREIGN CURREN

SELLING	CURRENCY	BUYING	SELLING	CURRENCY	BUYING
84.9000	US Dollar	83.9000	22.8000	Saudi Riyal	21.6000
111.4000	G. B. Pound	107.3000	22.9000	UAE. Dirham	21.9000
98.9000	Euro	95.4000	21.5000	MAL. Ringit	20.5000
62.0500	Aus. Dollar	60.0500	1.3000	Indian Rupee	1.2100

CASH SELLING AND BUYING RATES FOR ALL OTHER CURRENCIES WILL

BE SAME AS SELLING T.T.& O.D AND BUYING O.D. TRANSFER

C) SELLING		NAME OF CURRENCY	BUYING			
T.T.& O.D.	B.C.		T.T.CLEAN	T.T.DOC	O.D.SIGHT EXP.BILLS	O.D. TRANSFER
83.7000	83.7500	US Dollar	82.9500	82.8500	82.8000	82.6300
110.8504	111.0399	G. B. POUND	108.6926	108.5742	108.3563	107.9184
97.7870	97.9717	EURO	95.5348	95.3707	95.2715	94.9922
0.7636	0.7649	JP. YEN	0.7441	0.7433	0.7426	0.7415
63.3514	63.5251	CAN.DLR	62.7417	62.5686	62.3772	62.2358
84.0730	84.2530	SWISS.FRANC	83.0894	82.8992	82.6572	82.4151
212.8862	213.0505	OMANIAN RIYAL	208.1577	207.9239	207.2964	205.9889
11.0000	11.1576	H.K.DLR	10.5599	10.5484	10.5176	10.4868
62.5099	62.8150	SING.DLR	61.4046		60.5789	60.4015
2.5626	2.5635	THL.BAHT	2.5149		2.5048	2.4975
21.0374	21.0949	MAL.RINGIT	20.6378		20.5552	20.4950
22.9676	22.9758	UAE.DIRHAM			22.4629	22.3971
22.4936	22.5516	SAUDI RIYAL			21.9993	21.9300
23.1663	23.1745	QATAR RIYAL				22.5853
274.8760	275.1752	KUWAIT DINAR				265.0000
223.2927	223.3722	BAHRAIN DINAR				216.6370
12.9963	13.0209	CHINESE YUAN				12.6697

D) USANCE RATE:	30 DAYS	60 DAYS	90 DAYS	120 DAYS	150 DAYS	180 DAYS
US Dollar	82.3561	81.8723	81.3884	80.9045	80.4206	79.9368
G. B. POUND	107.7223	107.0882	106.1824	105.8201	105.1861	104.5521
EURO	94.7142	94.1569	93.3608	93.0424	92.4851	91.9278

E) FORWARD RATE:		1 MONTH	2 MONTHS	3 MONTHS	6 MONTHS	1 YEAR
SELLING	US Dollar	84.1539	84.5278	84.9416	86.0833	0.0000
BUYING	US Dollar	83.2092	83.4684	83.7277	84.5053	0.0000


F) NFCD INTT RATE, EFFECT ON: 16.06.18 To 30.06.18	1 MONTH	3 MONTHS	6 MONTHS	12 MONTHS
US Dollar	1.82325	2.09063	2.25013	2.51688
G. B. POUND	0.25394	0.37700	0.50675	0.68469
EURO	0.00000	0.00000	0.00000	0.00000


G) LIBOR AS ON 20/06/2018, 60 DAYS 2.16525 90 DAYS 2.33188 180 DAYS 2.50088


H) INDICATIVE RATE OF 01 SDR ,USD WITH NTL, CUR OF ACU MEMBERS AS IMF RATE 15/06/18	IN.RS	N.RS	SL.RS	PK.RS	BD TK	USD
USD 1	67.9737	109.1388	160.9256	121.5496	83.3300	
SDR 1	95.9141	153.9999	227.0735	171.5122	117.5825	1.4110

IN CASE OF AUS. DOLLAR CASH RATE WILL BE USED FOR T.T ALSO

Rates mentioned in row C, D, E and F are applicable only for bank's own customers.


 Md. Tufail Ahmed
 Officer
 Prepared by


 A.S.M Omar Faruq Khan
 SPO
 Checked By


 Md. Mokhlesur Rahman
 SPO
 Authorised Signature


 M.M. Awrangzeb
 AGM
 Authorised Signature